



Technical Manual

ALOVA GALBE (with or without
pelvic stabilization support)
ALOVA ERGONOMIC

TABLE OF CONTENTS

TECHNICAL CHARACTERISTICS OF THE DEVICE	- 3 -
COMPATIBLES PROTECTIVE ACCESSORIES	- 3 -
PRECAUTIONS FOR USE/ WARNINGS.....	- 3 -
PREVENTIVE MAINTENANCE	- 4 -
CARE AND DISINFECTION	- 4 -
Cleaning the cover	- 4 -
Caution	- 5 -
DISPOSAL	- 5 -

TECHNICAL CHARACTERISTICS OF THE DEVICE

Technical characteristics:

Technical data (ALOVA)	
Viscoelastic foam	Polyurethane 80 kg/m ³ – fire classification M4
High Resilience foam (for pelvic stabilization support)	Polyurethane 60 kg/m ³
High resilience foam base for ALOVA XXL cushion	Polyurethane 35 kg/m ³
PROMUST PU cover	58% polyurethane, 42% polyester, weight 120 g/m ² – fire classification CRIB 5
Integral cover in PROMUST CIC	44% polyurethane, 56% polyester, weight 225 g/m ² – fire classification CRIB 5
Anti-slip	83% polyurethane/PVC and 17% polyester, weight 295 g/m ² – fire classification CRIB 5
Fire resistance test	EN 597-1 & EN 597-2

Maximum pressure before aging at weight of 100 kg, for ALOVA GALBE:

- Buttocks: 91,2 mmHg.

Maximum pressure before aging at weight of 100 kg, for ALOVA ERGONOMIC:

- Buttocks: 85,2 mmHg.

The viscoelastic foam cushions meet the requirements of the protocol of the Commission for the Evaluation of Products and Services relating to cushions, mattresses, and mattress toppers to help prevent pressure sores according to the opinion of 22 December 2009. FCBA technical conformity certificates n°19-006 (ALOVA GALBE) of 16 October 2019, n°19-007 (ALOVA GALBE with pelvic stabilization support) of 16 October 2019, n°19-008 (ALOVA GALBE XL) of 9 October 2019, and n°15-003 (ALOVA ERGONOMIC) of 22 May 2015.

COMPATIBLES PROTECTIVE ACCESSORIES



Only protective accessories (e.g., PROMUST PU or PROMUST CIC covers) distributed by WINNCARE France guarantee compatibility with our products. Incompatible accessories may create hazards.

PRECAUTIONS FOR USE/ WARNINGS

Precautions for use are as follows:

- Bone and/or muscle and/or skin trauma in the pelvic region and thigh which has not been stabilised and which is in contact with the support.
- Sitting instability.
- First days following surgery for a pressure ulcer/injury (skin graft or flap).
- Also verify the condition of the exposed part of the skin each time that care is provided.
- Fractures of the pelvis or spine.

Warning is as follow:

- (Re)assess the risks of patient entrapment in the non-mobile parts of the wheelchair fitted with the therapy cushion.

Measures required:

- A cushion must be installed on a wheelchair seat that is in good condition.
- Ensure that the dimensions of the cushion are compatible with the seat of the wheelchair. The device must be used with its original protection.
- Check the position of the pelvis, the spine, the head, the height of the armrests and the length of the leg and footrests after the patient has been placed on the cushion.
- A cushion alone is not enough to prevent pressure ulcers/injuries; other preventive measures are also required:
 - o Change position at least once every 2 hours,
 - o Maintain skin hygiene and avoid maceration; do not put an interface (sheet, towel, etc.) between the complete seat (back and seat) which causes surface tension, to maintain the cushion's effectiveness,
 - o Once a day, observe the condition of the skin, or ensure that it is observed,
 - o In case of incontinence, change the protective cover regularly,
 - o Regularly drink enough fluids,

→ If any of these measures cannot be followed, it is essential to inform your doctor or nurse as soon as possible.

- For the support to be effective, it is important to keep excess thickness between the body and the support to a minimum (sheets, full nappy, etc.). Preferably wear loose-fitting cotton outerwear, if possible, without seams in the support area.
- Make sure there are no foreign bodies such as tubes, crumbs, grease, etc.
- Important: consult your prescriber within a month of purchasing the cushion.
- Reinforced surveillance in subjects at risk of falling (patient profile: invalid, agitated, not lucid).

PREVENTIVE MAINTENANCE

Regularly check the cover for holes or signs of erosion.



Contact your dealer in case of abnormal deterioration.




CARE AND DISINFECTION**CLEANING THE COVER**

Surface cleaning and disinfection (bioneting). Compatible with steam processes.

Machine washable at a recommended temperature of 60°C with a cold-down principle. Open the zip.

The following conditions must be respected for PROMUST covers:

	Moderate wash up to 90°C.
	Possible bleaching, maximum allowable chlorine concentration of 5000 ppm.

	Tumble dry on low heat.
	Do not iron.
	Do not dry clean.

CAUTION

Do not use corrosive cleaning products or industrial degreasers to avoid damage to the textile.

DISPOSAL

Do not burn or throw away the used product.

Take it to a waste disposal site, which will take care of it.



WINNCARE France
4, Le Pas du Château
85670 SAINT-PAUL-MONT-PENIT
FRANCE



WINNCARE France
200 rue Charles Tellier
30000 NIMES– France
FRANCE



Tél. : +33 (0)4.66.02.15.15
Fax. : 33 (0)4.66.02.15.00
Email: contact@winncare.fr
www.winncare.com